

**FUHRMANN**

SUPPLIERS OF GREASY AND SCOURED WOOL SINCE 1735

—WE AT FUHRMANN HAVE BEEN TRADING WOOL SINCE 1735—

TODAY, AS A PART OF THE FREDERICH SCHNEIDER GROUP WE OFFER AN INTERNATIONAL NETWORK, FINANCIAL STRENGTH, WEALTH OF EXPERIENCE AND A COMMITMENT TO OUR CUSTOMERS WORLDWIDE!


Fuhmann NZ Ltd • PO Box 1164, Christchurch, NEW ZEALAND  
Tel: 64 3 379 6173 • Fax: 64 3 365 0747  
email: [fuhmann@fuhmann.co.nz](mailto:fuhmann@fuhmann.co.nz)

If you would like to place a banner advertisement in the Wool Market Report, please contact James Wilson at [jwilson@wtin.com](mailto:jwilson@wtin.com)

*United Kingdom*  
go to section



*China*  
go to section



*Australia*  
go to section



*Americas*  
go to section



*South Africa*  
go to section



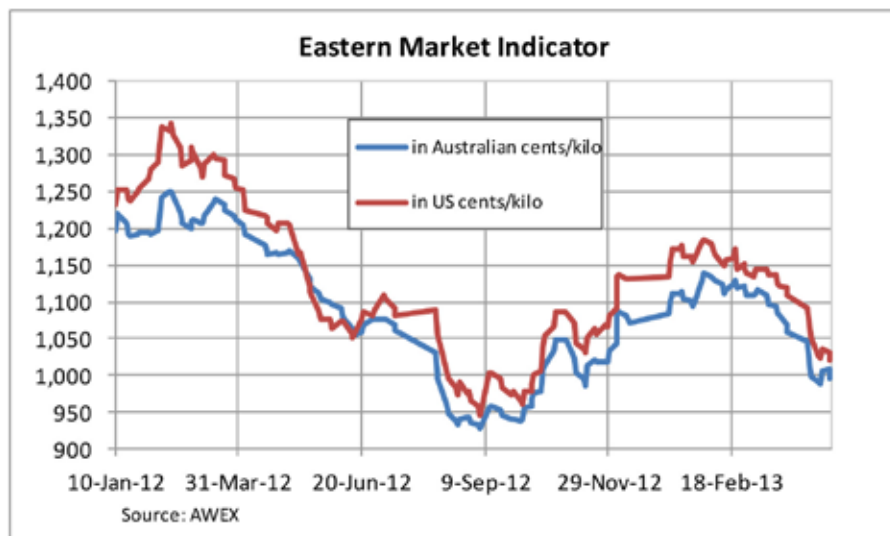
*New Zealand*  
go to section



## AUSTRALIA

### Volatile selling environment remains

Continued volatility was the theme of this week, as the market softened from the partial recovery seen last week. Compared to April 18, the Australian Wool Exchange's (AWEX) Eastern Market Indicator (EMI) fell by 12 cents (0.1%) to 995 Australian cents per kilo, clean. In US terms, the EMI lost 11 cents (0.15%), to close the week at 1,020 US cents per kilo clean. This was a shortened selling week due to the Anzac Day holiday in Australia on April 25.



Reflective of the poor market conditions, the total offering of 42,292 bales encountered a high pass in rate, hitting 20.8% on Wednesday. Fremantle was the main market to suffer, with a 49% pass in rate on the final day (equivalent to 2,076 bales). Yesterday the Western Market Indicator lost 32 cents.

### AWEX Regional Indicators Australian cents/kg, clean, Schlumberger dry.

Region	This week's	April 17	April 18	April 23	April 24
Northern	Sydney 15	1,005	1,024	1,024	1,012
Southern	Melbourne 15	977	991	995	984
Western	Fremantle 15	1,021	1,047	1,038	1,006
Eastern Market Indicator (EMI)		989	1,005	1,007	995

#### Season 2011/12

#### Season 2012/13

	Opening	High	Low	Opening	High	Low	Year ago
Northern	1,255	1,361	1,005	1,089	1,158	944	1194
Southern	1,269	1,369	974	1,068	1,123	915	1145
Western	1,313	1,313	1,021	1,078	1,169	924	1175
Eastern	1,305	1,312	1,054	1,077	1,138	927	1165

AWEX Regional micron price guides  
 Australian cents/kg, clean, Schlumberger dry.

Northern Region (Sydney)

Micron	April 17	April 18	April 23	April 24
16.5	1,391 n	1,458 n	1,462 n	1,438 n
17	1,285 n	1,304 n	1,325 n	1,309 n
17.5	1,236 n	1,258	1,265	1,248
18	1,175	1,196	1,211	1,190
18.5	1,159	1,183	1,191	1,178
19	1,148	1,177	1,177	1,157
19.5	1,129	1,154	1,160	1,138
20	1,108	1,141	1,133	1,119
21	1,098	1,124	1,116	1,105
22	1,083 n	1,102 n	1,098 n	1,092
23	-	-	-	1,058 n
24	-	-	-	-
25	-	-	-	-
26	773 n	-	-	-
28	600	600	600	590
30	554	557	557	553
32	466 n	471 n	469 n	469 n
MC	707	715	715	721

Southern Region (Melbourne)

Micron	April 17	April 18	April 23	April 24
16.5	1,395 n	1,335 n	1,438 n	1,428 n
17	1,279 n	1,320	1,320	1,309 n
17.5	1,220	1,249	1,259	1,253
18	1,173	1,199	1,205	1,189
18.5	1,154	1,180	1,185	1,166
19	1,145	1,168	1,175	1,156
19.5	1,128	1,156	1,162	1,144
20	1,118	1,139	1,139	1,116
21	1,097	1,121	1,123	1,102
22	1,086	1,099	1,113	1,098
23	1,067 n	1,072 n	1,073 n	1,065
24	-	989 n	-	981 n
25	-	858 n	868 n	-
26	-	751 n	758 n	755 n
28	585	590 n	591	586
30	553	560 n	556	556
32	460 n	472 n	470 n	470 n
MC	700	710 n	715 n	712

Western Region (Fremantle)

Micron	April 17	April 18	April 23	April 24
16.5	-	-	-	-
17	-	-	-	-
17.5	-	1,263 n	-	-
18	1,179 n	1,203 n	1,193 n	1,163 n
18.5	1,157	1,183	1,173 n	1,142
19	1,142	1,173	1,170	1,127
19.5	1,128	1,162	1,153	1,107
20	1,116	1,142	1,127	1,083
21	1,096	1,123	1,103	1,077
22	1,066 n	-	1,087 n	1,052 n
23	-	-	-	-
24	-	-	-	-
25	-	-	-	-
26	-	-	-	-
28	-	-	-	-
30	-	-	-	-
32	-	-	-	-
MC	701 n	702 n	703 n	699 n

Source: Australian Wool Exchange (AWEX)

The rate of withdrawal was also high as growers waited for the market to improve. This was particularly true in Melbourne where a total of 1,899 bales were withdrawn across the two days.

As usual buyers for China were strong, with competition from India and Korea. Whilst present at the sales, demand from Europe remained quite soft. Customer countries want to keep their mills operating but are clearly worrying about the capital outlay as the economic slowdown continues.

The last centre to sell, Fremantle suffered as buyers filled their orders earlier in the day, reducing the need to rely on topping up in the West ahead of the Anzac Day holiday. Mid-micron fleece wools were hit the hardest on Wednesday, with 19.5 micron styles down 46 cents, 20 micron wools losing 44 cents and 19 microns declining by 43 cents.

Some price increases were seen for the finer types on Tuesday in Sydney, where 17 micron wools increased in value by 21 cents, 18 micron types up 15 cents. These gains were however erased as the sale progressed on Wednesday.

Yesterday in Fremantle skirtings eased in line with the fleece wools, finishing the day up to 25 cents cheaper. The losses were less pronounced in Melbourne and Sydney, with skirtings falling by 10 cents.

Crossbreds were less affected than the Merino types, which has largely been the case since Easter. Styles of 28 microns and finer closed the week 5 cents cheaper in Melbourne. Little changed in the market for oddments, with fine Locks lifting by 5 cents in Sydney on Tuesday. Locks and Crutchings had an irregular performance yesterday in Melbourne, with lower styles declining 5 cents in value.

Volatility is expected to continue into next week, despite previous expectations that the market would fare better after the Easter break. With demand quiet all round, experts argue that the market will have to wait for the new season, commencing on July 2, for a clearer idea of the situation.

### Schneider Fine Wool Indexes

Each Index represents a market quotation, based on Australian dollars, for a selected range of types.  
The Indexes are not price expressions.

Micron	27-Mar	11-Apr	18-Apr
15	1801	1801	1801
16	1508	1471	1503
17	1276	1213	1203
18	1221	1151	1116
19	1175	1125	1102

## CHINA

## Nanjing Wool Market

average greasy wool prices, ex-warehouse in yuan per tonne

Product	China Type	Micron	April 18	April 25	Change %
Australian wool	T54PPPFNF (100S)	16.5	111,000	108,000	-2.70
	T54PPPFNF (90S)	17.5	97,000	94,000	-3.09
	T54PFNF (80S)	18.5	94,000	90,000	-4.26
	T54FNF (70S)	19.5	89,000	87,500	-1.69
	T55FNF	21	87,000	85,000	-2.30
	T56FNF	22.6	85,000	83,000	-2.35
	T58FNF	24.1	79,000	77,000	-2.53
	T423FNF	26.8	58,500	57,500	-2.56
	T424FNF	28.8	48,000	47,000	-2.08
	T425FNF	32.2	43,000	42,500	-1.16
Combed Australian wool	110S	15.5	206,700	202,500	-2.03
	100S	16.5	138,900	136,500	-1.73
	90S	17.5	118,800	116,300	-2.10
	80S	18.5	111,800	108,500	-2.95
	70S	19.5	106,800	104,500	-2.15
	66S	21	102,800	99,000	-3.70
	64S	22.6	98,800	97,000	-1.82
	60S	24.1	89,100	88,800	-0.34
	58S	26.8	68,100	67,500	-0.88
	56S	28.8	56,100	56,000	-0.18
Carbonized Australian wool	66S	21	75,000	74,000	-1.33
	64S	22.6	70,000	69,000	-1.43
New Zealand wool	T100 3-5"	32.2	38,000	37,800	-0.53
	T107 3-5"	33.7	34,800	34,600	-0.57
	T128 3-5"	34/36	32,000	31,800	-0.63
Combed New Zealand wool	56S	28.8	57,000	56,500	-0.88
	50S	32.2	42,000	41,500	-1.19
	48/50S	33.7	41,000	40,500	-1.22
Uruguay wool	60S	24	80,000	80,000	0.00
	58S	26.8	58,500	58,500	0.00
	56S	28.8	48,000	48,000	0.00
Domestic wool	70S	19.5	90,000	89,000	-1.11
	66S	21	85,000	84,000	-1.18
	64S	22.6	75,000	74,000	-1.33
	60S	24	67,000	66,000	-1.49

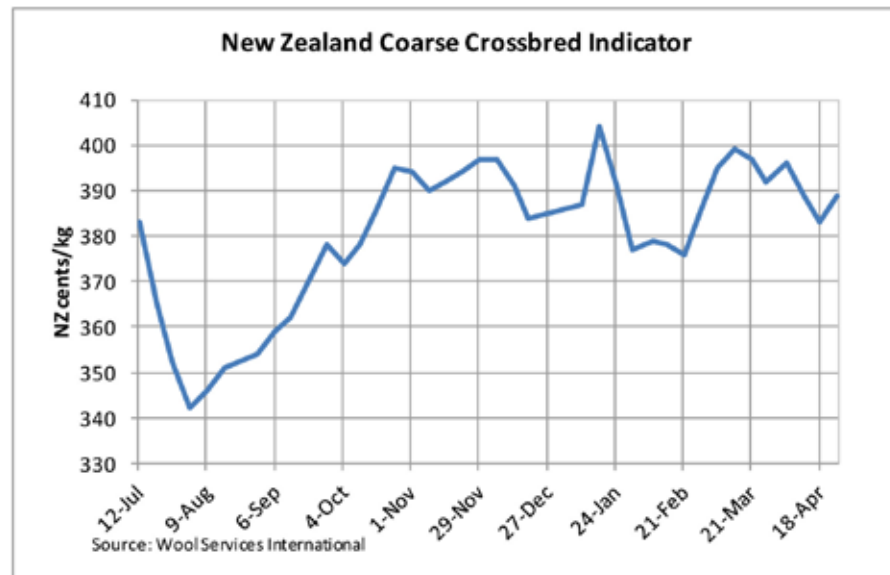
## NEW ZEALAND

### Market bounces back

The 15,000 bales of South Island wool on offer this week saw a 82% clearance and a generally dearer market overall, fully recovering from the previous weeks' North Island softer sale on April 18.

The currency factor had practically no influence this week with the weighted indicator firming only 0.11%. Most pressure came on the Chinese types with Fine Crossbred Fleece firming 1% and the Shears lifting between 3-7%.

Average style Coarse Fleece were 3-5% stronger with poor styles 1.5-4% dearer. Coarse Shears were generally 1.5-2.5% firmer.



### New Zealand Wool Services Indicators in NZ cents per kg, clean

	Merino	Mid Micron	Fine Xbred	Coarse Xbred	Lamb
Week 35 28/02/13	N/A	893	481	386	523
Week 36 07/03/13	N/A	N/A	483	395	529
Week 37 14/03/13	N/A	N/A	485	399	533
Week 38 21/03/13	N/A	N/A	489	397	529
Week 39 21/03/13	N/A	917	492	392	521
Week 40 11/04/13	N/A	N/A	489	396	526
Week 41 18/04/13	N/A	N/A	475	389	511
Week 42 18/04/13	N/A	N/A	465	383	505
Week 43 24/04/13	N/A	N/A	473	389	491

Source: New Zealand Wool Services International

Short, fine First Lambs were 1% dearer with Coarser types generally 2-3.5% softer. Long Oddments lifted up to 5% with Short Oddments firm overall.

Limited competition with China principal was supported by Australasia, Western Europe, Middle East, the UK and India.

The next sale on May 2 comprises approximately 4,900 bales from the North Island, down 34% on anticipated roster due to the shorter intake week and recent poorer weather conditions restricting shearing.

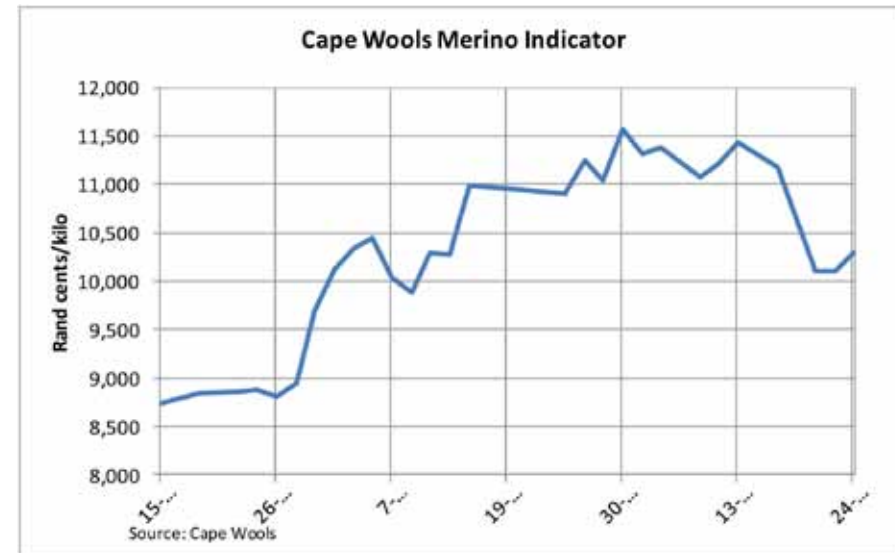
**Source: Wool Services International**

## SOUTH AFRICA

### Prices virtually unchanged

The wool market was characterised by another lacklustre performance amid a very small offering and the Cape Wools Merino indicator closed down a marginal 0.4% at R102.84/kg (clean).

In Australia, prices were also down. According to reports the domestic market in China remains subdued with the new government and consumers remaining cautious to spend money, which is also affecting the wool textile industry.



The rand hadn't changed much compared with last week. It was trading at an average rate of R9.17 against the US dollar compared with R9.11 at last week's sale, down 0.7%. At R11.93, it had appreciated by 0.6% against the euro.

The offering of 3,958 bales was the smallest this season. A sales percentage of 96% was achieved. Major buyers were Standard Wool (1,382 bales), Lempriere SA (819 bales), Stucken & Co (662 bales) and Modiano (595 bales).

Prices varied with the finer end of the market posting the largest decreases while medium wools were slightly dearer.

The average clean prices for the different categories good top-making (MF5), long fleeces were as follows: 18 microns dropped by a marginal 0.2% to R108.75/

kg; 18.5 microns weakened by 4.6% to R107.32/kg; 19 microns were 4.8% cheaper at R105.45/kg; 19.5 microns dropped 0.8% to R108.44/kg; 20 microns rose 0.8% to R106.12/kg; 20.5 microns strengthened by 0.7% to R105.55/kg; 21 microns gained 1.8% to R104.88/kg; and 22 microns were 1.5% dearer to close at R103.40/kg.

No sale has been scheduled for next week due the public holiday. Sales will resume on May 8, when approximately 11,500 bales will be offered.

**Source: Cape Wools**



Cape Wools Price Summary - Overall Merino Indicator  
SA cents/kg. clean

Apr 17	Apr 24	% change	2012/13 Season		2012/13 Average	2011/12 Average
			high	low		
10,328	10,284	-0.4%	11,565	8,626	10,235	9,897

Cape Wools Price Summary - Fleece Wool Prices

Spinners and good topmaking styles, AWEX types MF4 and MF5. Fibre Length measurements in millimetres.

Micron	90 mm	80 mm	70 mm	60 mm	50 mm	40 mm	30 mm	20 mm
18.0	-	-	-	-	-	-	-	-
18.5	-	-	11,138	-	-	-	-	-
19.0	-	-	10,500	10,749	-	-	-	-
19.5	-	10,828	10,916	-	10,106	-	-	-
20.0	-	10,556	10,516	10,094	-	8,743	-	-
20.5	-	10,555	10,305	10,110	9,478	-	-	-
21.0	10,516	10,476	10,401	9,612	9,396	-	-	-
21.5	-	10,411	10,260	9,800	9,015	-	-	-
22.0	-	10,266	10,175	9,909	-	-	-	-
22.5	-	-	10,034	-	-	-	-	-
23	-	10,183	-	9,461	-	-	-	-
23.5	-	-	-	-	-	-	-	-
24.0	-	-	-	-	-	-	-	-

## AMERICAS

Argentina - unless otherwise stated, prices are in US\$/kg, greasy at farmgate for the period Apr 11 - 18

Fineness		Combing Yield			
16.0	4.40	5.04	5.72	6.31	6.91
16.5	4.01	4.59	5.21	5.75	6.30
17.0	3.61	4.14	4.70	5.19	5.69
17.5	3.44	3.94	4.48	4.95	5.42
18.0	3.31	3.79	4.31	4.76	5.22
18.5	3.26	3.74	4.25	4.70	5.15
19.0	3.27	3.75	4.21	4.66	5.11
19.5	3.21	3.69	4.15	4.59	5.03
20.0	3.17	3.64	4.11	4.52	4.93
20.5	3.14	3.61	4.08	4.49	4.89
21.0	3.15	3.61	4.08	4.49	4.90
21.5	3.11	3.57	4.04	4.45	4.85
22.0	3.11	3.57	4.02	4.42	4.82
22.5	3.08	3.53	3.97	4.37	4.77
23.0	3.04	3.49	3.92	4.34	4.73
23.5	2.97	3.41	3.84	4.27	4.68
24.0	2.88	3.31	3.72	4.14	4.54
24.5	2.66	3.06	3.45	3.84	4.21

Source: PROLANA

Uruguay - unless otherwise stated, prices are in US\$/kg, greasy at farmgate for the period Apr 5 - 11

Wool Type	Microns	Unconditioned Lots	Conditioned Lots	
			US\$0.02 Prime	US\$0.04 Prime
Merino Superfine Fleece	Finer than 18.9	-	-	-
	19.0 - 20.5	-	-	-
	20.6 - 21.0	-	-	-
Merino Fleece	21.1 - 22.0	-	-	-
	22.1 - 22.5	-	-	-
Merino Crossbred Fleece	22.6 - 23.5	-	-	-
	23.6 - 24.0	-	-	-
Polwarth Fleece	Finer than 23.5	-	-	-
	23.6 - 24.0	-	-	-
	24.1 - 24.9	-	-	-
	25.0 or coarser	-	-	-
Merilin Fleece (Uruguayan breed)	Finer than 24.0	-	-	-
	24.1 or coarser	-	-	-
Fine Crossbred Fleece	24.2 - 25.4	-	-	-
Fine Crossbred and	25.5 - 26.5	-	-	-
Fine Corriedale Fleece	26.6 - 27.5	-	-	-
Medium Corriedale Fleece	27.6 - 28.5	-	-	3.50
	28.6 - 29.5	-	-	3.50
Strong Corriedale Fleece	29.6 - 30.5	-	-	-
	30.6 or coarser	-	-	-
Romney Marsh Fleece	34.0 or finer	-	-	-
	34.1 or coarser	-	-	-
Fine Bellies	-	-	-	-
Other Bellies	-	-	-	0.60

Source: Uruguayan Wool Secretariat (SUL)

## UNITED KINGDOM

### Demand is maintained

The twentieth British Wool Sale of the 2012/13 season was held by the British Wool Marketing Board at Wool House and offered 2,082, 076 kilos.

Following strong gains in the previous sale, today's sale saw the demand level maintained but with most prices easing back. The clearance was 99%.

Compared to the last time sold Picks and Supers were firm; Halfbreds 2-7% cheaper; Crosses 5-8% cheaper; Cheviot Wethers 5% dearer; Hogs buyers' favour; Radnors 5% cheaper; Welsh firm; White Swaledale fully firm; Light Grey 10% cheaper; Blackface sellers favour.

**Source: British Wool Marketing Board**

Bradford Auction Prices in p/kg  
N.Q. = no quote

GRADE	DESCRIPTION	Mar 6	Mar 20	Apr 10	Apr 24
226	Pick & Super Wrs	160	166	168	171
232	Pick & Super Cast	148	151	153	149
338	Halfbred Wrs	173	175	180	177
345	Halfbred Wrs Cast	166	168	182	168
430	Cross Wrs	136	140	153	140
434	Cross Wrs Cast	145	148	155	139
616	Cheviot Wethers	NQ	176	NQ	179
620	Cheviot Cast	NQ	171	NQ	176
659	Fine Radnor Cross Cast	159	NQ	154	NQ
663	Welsh Cast	79	78	85	85
666	Red Kempy & Lt Grey Welsh	70	NQ	78	77
668	Red Kempy & Lt Grey Radnor X	97	94	98	87
707	Swaledale & Dalesbred	57	51	57	55
709	Swaledale Grey	50	50	60	52
723	Blackface Carpet White	NQ	93	NQ	97
732	Blackface Light Cast	NQ	86	NQ	90
BRITISH FLEECE INDICATOR P/KG					
	Greasy	128	127	133	125
	Clean	183	181	190	177

Source: British Wool Marketing Board

## British Quotations for Tops - Pence per kg. dry-combed basis.

Old Quality	Mic/Lgt	4-Apr	11-Apr	25-Apr	3 months ago	Year ago
<i>Merino/fine crossbred</i>						
120's	17.5	1,245	1220	1215	1,245	1,365
110's	18	1,210	1180	1170	1,195	1,315
80's	19	1,145	1110	1095	1,110	1,235
70's super	21/70	1,045	1000	990	1,010	1,095
70's blended	21/65	1,035	980	970	980	1,065
66's	22	1,020	980	970	980	1,085
64's super	23/68	1,005	960	940	955	1,060
64's blended	23/64	810	815	800	815	780
60's super	25	825	780	765	785	770
60's blended	25.5	675	670	655	645	670
58's super	27.5	625	615	605	600	615
58's blended	28	545	540	530	520	550
<i>Crossbred</i>						
56's (Australian)	29.5	535	540	535	520	535
56's super	29.5	495	500	495	500	520
54's	31	480	485	485	490	515
50's	34	470	475	475	475	505
£/US\$ rate		1.51	1.54	1.54	1.58	1.61
<i>British crossbred</i>						
31.5 English		355	370	365	360	435
33/34 English		315	335	330	325	425

## SPECIALITY FIBRES

### Speciality Fibres

Quotations for all the following fibres and tops are average prices in US\$ per kg, FOB

	4-Apr	11-Apr	18-Apr	24-Apr			4-Apr	11-Apr	18-Apr	24-Apr
<b>Chinese cashmere (dehaired)</b>						<b>Angora</b>				
White						Super Quality	38.00	38.00	38.00	38.00
Hosiery 38mm	147.00	147.00	147.00	145.00		1st Quality	35.00	35.00	35.00	35.00
Weaving 32mm	130.00	130.00	130.00	128.00		2nd Quality	33.00	33.00	33.00	33.00
Brown						3rd Quality	32.00	32.00	32.00	32.00
Hosiery 38mm	135.00	135.00	135.00	133.00		4th Quality	31.00	31.00	31.00	31.00
Weaving 32mm	126.00	126.00	126.00	124.00		Off	24.00	24.00	24.00	24.00
<b>Mongolian cashmere (dehaired)</b>						<b>Camel Hair (dehaired)</b>				
Brown	117.00	117.00	117.00	115.00		Super-baby	46.00	46.00	46.00	46.00
Light Grey	118.00	118.00	118.00	116.00		Medium baby	31.00	31.00	31.00	31.00
<b>Afghan/Iranian cashmere (dehaired)</b>						Adult	24.00	24.00	24.00	24.00
White	103.00	103.00	103.00	103.00		<b>Yak-hair (dehaired)</b>				
Fawn	99.00	99.00	99.00	99.00		Super	41.50	41.50	41.50	41.50
Dark Brown	97.00	97.00	97.00	97.00		Medium	30.00	30.00	30.00	30.00
<b>Cape mohair tops</b>						<b>Silk</b>				
Adult 37 microns	19.00	19.00	19.00	19.00		Mulberry Sliver	48.00	48.00	48.00	47.00
Young goat 33 microns	23.50	23.50	23.50	23.50		Mulberry Noil	14.00	14.00	14.00	14.00
Super young goat 31 microns	35.00	35.00	35.00	35.00		Tussah Sliver	36.00	36.00	36.00	36.00
Kid 28 microns	43.00	43.00	43.00	43.00		Tussah Noil	11.00	11.00	11.00	11.00
Kid 25 microns	47.00	47.00	47.00	47.00						
<b>Alpaca tops</b>										
White										
Baby (BL)	25.00	25.00	25.00	25.00						
Fine spinning (FS)	16.00	16.00	16.00	16.00						
Adult (AG)	11.00	11.00	11.00	11.00						

Source: Seal International, Bradford

## Exchange Rates

	€	£	US\$	A\$	£ 3 Mths ago	£ Year ago
US\$	1.31	1.54		1.03	1.58	1.62
£	0.85		0.65	0.67		
Euro		1.18	0.77	0.79	1.19	1.23
A\$	1.27	1.50	0.97		1.51	1.56
NZ\$	1.53	1.81	1.17	1.21	1.88	1.98
SA Rand	11.86	14.01	9.08	9.37	14.28	12.57
Yen	129.52	153.15	99.17	102.31	141.62	130.96
Index	94.50	80.29	86.82	114.54	81.73	83.00

Analysis  
 Matt Robinson  
 mrobinson@wtin.com

Design  
 Jay Faulkner  
 design@wtin.com

Subscription  
 Sue Pritchard  
 spritchard@wtin.com

Managing Director  
 Mark Jarvis  
 mjarvis@wtin.com

Wool Market Report is published by  
 World Textile Information Network Ltd.  
 WestOne, 114 Wellington Street,  
 Leeds, LS1 1BA, United Kingdom  
 Tel: +44 (0)113 388 4882

Fax: +44 (0)113 388 4844  
 E-mail: mrobinson@wtin.com  
 Internet: www.wtin.com  
 Copyright © 2013 World Textile  
 Information Network Ltd.

All rights reserved. No part of this  
 publication may be reproduced, stored  
 in a retrieval system, or transmitted, in  
 any form or by any means, electronic,  
 mechanical, photocopying, recording  
 or otherwise, without the written  
 permission of the publisher.

Disclaimer: Information contained in  
 this report is obtained from sources  
 believed to be reliable, however no  
 responsibility nor liability will be  
 accepted by WTIN for commercial  
 decisions claimed to have been based  
 on the content of the report.

## Next Sales

- April 29, May 1-2: Sydney (9,903 bales)
- April 29, May 1-2: Melbourne (24,780 bales)
- April 29, May 1-2: Fremantle (10,164 bales)
- May 2: Napier (4,900 bales)